

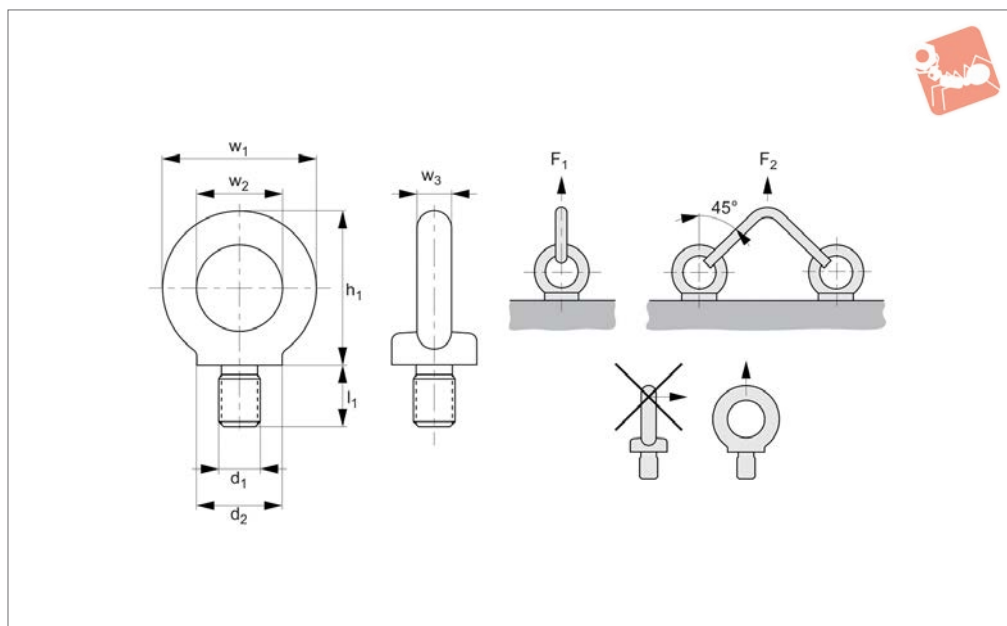


Stainless Male Lifting Eye Bolts

metric sizes



Lifting Eye Bolts & Nuts



18864

LIFTING EYE BOLTS & NUTS

Material

Stainless steel (A4, AISI 316).
CE marked.

Technical Notes

To DIN 580.

When using lifting eye bolts it is critical to ensure that the face is in firm contact with the mating surface.

These lifting bolts are generally installed and remain on a piece of equipment for the

purpose of transporting them. They are not for repeated lifting use - if this is required our swivelling lifting bolt range should be used.

Tips

Maximum load values are only applicable when the thread and the material, it is being used in is as least as strong as the that of the bolt.

F_1 and F_2 values given are for steel and cast

iron components.

Important Notes

Not to be used at lift angles of greater than 45° or with swivelling loads.

Please refer to the safety documentation before using this part.

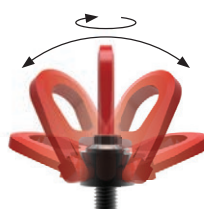
Supplied with certificate and operating instructions.

Order No.	Material	d ₁	d ₂	w ₁	l ₁	h ₁	w ₂	w ₃	F ₁ kg max.	F ₂ kg max.	Weight kg
18864.W0006	A4 s/s	M 6	20	36	13.0	36	20	8	70	50	0.05
18864.W0008	A4 s/s	M 8	20	36	13.0	36	20	8	140	95	0.06
18864.W0010	A4 s/s	M 10	25	45	17.0	45	25	10	230	170	0.11
18864.W0012	A4 s/s	M 12	30	54	20.5	53	30	12	340	240	0.18
18864.W0016	A4 s/s	M 16	35	63	27.0	62	35	14	700	500	0.28
18864.W0020	A4 s/s	M 20	40	72	30.0	71	40	16	1200	860	0.45
18864.W0024	A4 s/s	M 24	50	90	36.0	90	50	20	1800	1270	0.74
18864.W0030	A4 s/s	M 30	65	108	45.0	109	60	24	3200	2300	1.66
18864.W0036	A4 s/s	M 36	75	126	54.0	128	70	28	4600	3300	2.65
18864.W0042	A4 s/s	M 42	85	144	63.0	147	80	32	6300	4500	4.03
18864.W0048	A4 s/s	M 48	100	166	68.0	168	90	38	8600	6100	6.38



Single swivel

Threads M8 – M48
Loads 0,3 tons
to 15 tons



Double swivel

Threads M4 – M100
Loads 0,05 tons
to 50 tons



Triple swivel

Threads M8 – M56
Loads 0,3 tons
to 22 tons

Introduction to swivel lifting rings and Lifting Bolts (P4002-P4055)

Our swivel lifting rings fully comply with the EC directive 2006/42/EC. They are CE marked and are supplied with a Certificate of Conformity. There is a 100% check on anti-cracking, a proof load test of 2.5 x load limit and a safety factor of 5 on most parts. Each ring is individually marked to ensure full product traceability.

The Swivel Lifting Rings come in three main forms – depending on the number of axis required to swivel. The most popular type is the double swivel rings.

Other Standard Lifting Bolts


Standard lifting bolts (to DIN 580 and DIN 582) (P4040-P4048)

These are CE marked and are available with male or female threads in either steel or stainless steel (A4 AISI 316). They are meant only for linear loading of the bolts at a maximum angle of 45° from the thread. They are not meant for loads that might swivel.

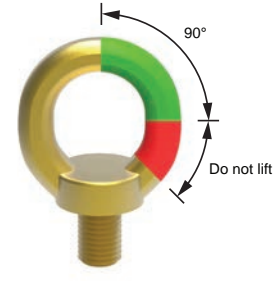
These are supplied with a generic CE Certificate of Conformity stating that the parts have been manufactured to the relevant DIN standard and therefore suitable for lifting.

High-tensile lifting bolts (P4054-P4055)

The High-tensile lifting bolts are similar to the standard lifting bolts but are rated at higher loads and can lift loads at up to 90° from the thread. They are not meant for loads that might swivel.



Standard lifting bolts
DIN 580 & DIN 582
P4040-P4048



Hi-tensile lifting bolts
P4054-P4055

Swivel lifting rings operating instructions.

Please follow these instructions carefully.

- Ensure all lifting bolts are CE marked.
- Ensure they are handled by qualified personnel.
- Refer to the operating instructions particularly with regards to product selection, any possibility of the load swivelling, the effect of lifting angles on the load capacity (see relevant tables), etc.
- Never allow any personnel underneath a suspended load.
- Always heed the load rating of the lifting bolt.
- Always perform a visual inspection of the lifting rings prior to use. Checking for any damage to thread and/or swivelling system. Check for wear or corrosion, signs of stress or bending. Check CE mark and load rating.
- Ensure a yearly full service inspection is performed.
- Always ensure the full bottom face of the lifting bolts is in contact with a smooth, square surface.
- Ensure bolt is tightened to the correct torque.
- Ensure full and unrestricted movement of the lifting ring in all directions.
- Before each lift ensure the correct orientation of the shackle in the lift direction.
- Avoid using our standard steel lifting rings in corrosive environments eg sandy, chemical, acid, moisture etc. In this case consider using our stainless steel lifting rings.

- Note the thread length requirements:
 - 1 x thread diameter for steel (ST37 min.).
 - 1.25 x thread diameter for cast iron.
 - 2 x thread diameter for aluminium.
 - 2.5 x thread diameter for other light metals.
 - If fixing into low resistance material it is better to allow for a bigger diameter thread to compensate for the lower material resistance.

Note: The full thread must be engaged. Longer thread lengths can be supplied on request or a bolt and washer/nut combination can be used.





Product Overview

Swivel Lifting Rings

Lifting Bolts



Temperature extremes

-40°C to -20°C	Load rating reduces by 20%.
+200°C to +300°C	Load rating reduces by 10%.
+300°C to +400°C	Load rating reduces by 25%.


Rugged

For harsh environments we recommend the use of our stainless steel lifting rings.

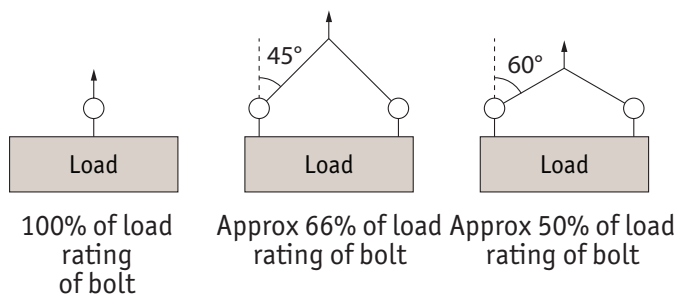
Product marking

Compliant with 2006/42/EC, and with individual date of manufacture and batch number.

Complies with 2006/42/CE



Lifting angles



For full information on lifting arrangements see technical pages

Steel and Stainless steel (316) versions



Steel



Stainless (316L)

P4020

Threads M8 – M30
Loads 0,3 tons to 3 tons.

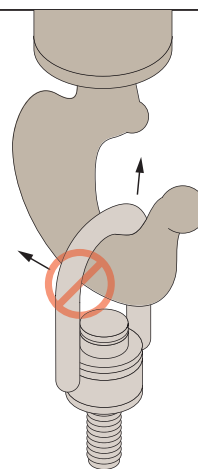


P4022

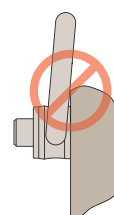
Threads M30 – M45
Loads 3,5 tons to 6 tons.



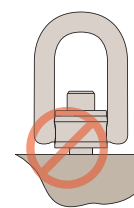
Installation Information



Never use an oversized hook or other lifting device which will pry or tend to open the "U" shaped bar on center pull hoist rings.



After installation, check the hoist ring to be sure it swivels and pivots freely in all directions. **The side of the ring must not contact anything.**



Always ensure full thread engagement when installing hoist rings. Also ensure face is flush.



P4002 Male



P4004 Female



Lifting type						$\alpha \text{ max.} = 60^\circ$ 		$\alpha \text{ max.} = 60^\circ$ 	
No. of rings		1	2	1	2	2	2	4	4
Lifting angle		0°	0°	90°	90°	45°	60°	45°	60°
Part no.	Thread								
P4002.M008 & P4004.M008	M 8	0,30 tons	0,60 tons	0,30 tons	0,60 tons	0,40 tons	0,30 tons	0,60 tons	0,30 tons
P4002.M010 & P4004.M010	M10	0,60 tons	1,20 tons	0,60 tons	1,20 tons	0,80 tons	0,60 tons	1,30 tons	0,60 tons
P4002.M012 & P4004.M012	M12	1,00 tons	2,00 tons	1,00 tons	2,00 tons	1,40 tons	1,00 tons	2,10 tons	1,00 tons
P4002.M016 & P4004.M016	M16	1,60 tons	3,20 tons	1,60 tons	3,20 tons	2,20 tons	1,60 tons	3,40 tons	1,60 tons
P4002.M020 & P4004.M020	M20	2,50 tons	5,00 tons	2,50 tons	5,00 tons	3,50 tons	2,50 tons	5,30 tons	2,50 tons
P4002.M024 & P4004.M024	M24	4,00 tons	8,00 tons	4,00 tons	8,00 tons	5,60 tons	4,00 tons	8,40 tons	4,00 tons
P4002.M030 & P4004.M030	M30	6,30 tons	12,60 tons	6,30 tons	12,60 tons	8,80 tons	6,30 tons	13,20 tons	6,30 tons
P4002.M036 & P4004.M036	M36	10,00 tons	20,00 tons	10,00 tons	20,00 tons	14,00 tons	10,00 tons	21,00 tons	10,00 tons
P4002.M042	M42	12,50 tons	25,00 tons	12,50 tons	25,00 tons	17,50 tons	12,50 tons	26,30 tons	12,50 tons
P4002.M048	M48	15,00 tons	30,00 tons	15,00 tons	30,00 tons	21,00 tons	15,00 tons	31,50 tons	15,00 tons



Technical Information

Double Swivel Lifting Rings



Lifting Bolts

P4005 Male



P4006 Female



Lifting type						α max. = 60° 		α max. = 60° 	
No. of rings		1	2	1	2	2	2	4	4
Lifting angle		0°	0°	90°	90°	45°	60°	45°	60°
Part no.	Thread								
P4005.M004	M 4	0,050 tons	0,100 tons	0,050 tons	0,100 tons	0,070 tons	0,050 tons	0,100 tons	0,050 tons
P4005.M005	M 5	0,075 tons	0,150 tons	0,075 tons	0,150 tons	0,100 tons	0,075 tons	0,150 tons	0,075 tons
P4005.M006	M 6	0,100 tons	0,200 tons	0,100 tons	0,200 tons	0,140 tons	0,100 tons	0,200 tons	0,100 tons
P4005.M008 & P4006.M008	M 8	0,30 tons	0,60 tons	0,30 tons	0,60 tons	0,40 tons	0,30 tons	0,60 tons	0,30 tons
P4005.M010 & P4006.M010	M10	0,60 tons	1,20 tons	0,60 tons	1,20 tons	0,80 tons	0,60 tons	1,30 tons	0,60 tons
P4005.M012 & P4006.M012	M12	1,00 tons	2,00 tons	1,00 tons	2,00 tons	1,40 tons	1,00 tons	2,10 tons	1,00 tons
P4005.M014 & P4006.M014	M14	1,30 tons	2,60 tons	1,30 tons	2,60 tons	1,80 tons	1,30 tons	2,70 tons	1,30 tons
P4005.M016 & P4006.M016	M16	1,60 tons	3,20 tons	1,60 tons	3,20 tons	2,20 tons	1,60 tons	3,40 tons	1,60 tons
P4005.M018 & P4006.M018	M18	2,00 tons	4,00 tons	2,00 tons	4,00 tons	2,80 tons	2,00 tons	4,20 tons	2,00 tons
P4005.M020 & P4006.M020	M20	2,50 tons	5,00 tons	2,50 tons	5,00 tons	3,50 tons	2,50 tons	5,30 tons	2,50 tons
P4005.M022 & P4006.M022	M22	3,00 tons	6,00 tons	3,00 tons	6,00 tons	4,20 tons	3,00 tons	6,30 tons	3,00 tons
P4005.M024	M24	4,00 tons	8,00 tons	4,00 tons	8,00 tons	5,60 tons	4,00 tons	8,40 tons	4,00 tons
P4005.M027	M27	5,00 tons	10,00 tons	5,00 tons	10,00 tons	7,00 tons	5,00 tons	10,50 tons	5,00 tons
P4005.M030	M30	6,30 tons	12,60 tons	6,30 tons	12,60 tons	8,8 tons	6,30 tons	13,20 tons	6,30 tons
P4005.I031 & P4006.I031	(UNC 5/16"-18)	650 lbs	1,300 lbs	650 lbs	1,300 lbs	910 lbs	650 lbs	1,365 lbs	650 lbs
P4005.I037 & P4006.I037	(UNC 3/8"-16)	1,200 lbs	2,400 lbs	1,200 lbs	2,400 lbs	1,680 lbs	1,200 lbs	2,520 lbs	1,200 lbs
P4005.I050 & P4006.I050	(UNC 1/2"-13)	2,200 lbs	4,400 lbs	2,200 lbs	4,400 lbs	3,080 lbs	2,200 lbs	4,620 lbs	2,200 lbs
P4005.I063 & P4006.I063	(UNC 5/8"-11)	3,800 lbs	7,600 lbs	3,800 lbs	7,600 lbs	5,320 lbs	3,800 lbs	7,980 lbs	3,800 lbs
P4005.I075 & P4006.I075	(UNC 3/4"-10)	5,500 lbs	11,000 lbs	5,500 lbs	11,000 lbs	7,700 lbs	5,500 lbs	11,550 lbs	5,500 lbs
P4005.I088 & P4006.I088	(UNC 7/8"-9)	6,600 lbs	13,200 lbs	6,600 lbs	13,200 lbs	9,240 lbs	6,600 lbs	13,860 lbs	6,600 lbs
P4005.I100	(UNC 1"-8)	10,000 lbs	20,000 lbs	10,000 lbs	20,000 lbs	14,000 lbs	10,000 lbs	21,000 lbs	10,000 lbs