
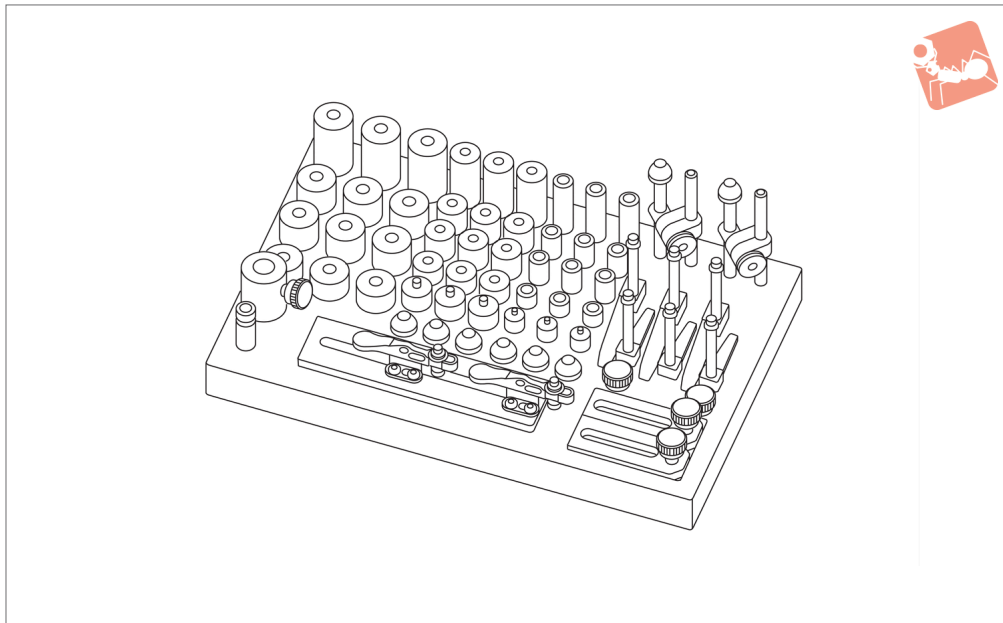




Comprehensive CMM Fixturing Set for M 8 threads

Gauging & Inspection



19312

GAUGING & INSPECTION

Technical Notes

M8 coarse thread. Comprehensive set of workholding components for fixturing

components on CMMs. Components are of lightweight materials; aluminium, plastic etc. to avoid damage of workpieces. Supp-

plied on a wooden holder for easy and tidy storage. For CMM fixturing plates and towers see parts 19300 and 19302.



Order No.	Soft touch clamp 19320		CMM fixturing stand-off 19330		Toggle clamp 19322	Weight g
19312.W0008	.W0008 x 3pcs	.W0012 x 3pcs	.W1320 x 3pcs .W1325 x 6pcs .W1350 x 3pcs .W1920 x 3pcs .W1925 x 6pcs .W1950 x 3pcs .W2520 x 3pcs .W2525 x 6pcs .W2550 x 3pcs		.W0075 x 2pcs	4600
Order No.	CMM fixturing stand-off with pin 19331	CMM fixturing positioning cone 19332	CMM fixturing adj. positioner 19354	CMM fixturing stand-off adjustable 19350	CMM fixturing screw jack 19352	CMM fixturing adjustable stop 19358
19312.W0008	.W1325 x 3pcs .W1925 x 3pcs	.W001613 x 3pcs	.W2835 x 2pcs	.W0028 x 1pc	.W1945 x 1pc	.W0008 x 2pcs



Wixroyd's CMM fixturing system is designed for easy assembly and high repeatability, eliminating the need to build dedicated fixtures. The system offers a highly accurate and flexible solution of holding parts while probing on CMMs.

Flexible

A variety of component parts as well as complete kits are available; to enable setup of fixtures in minutes.



- Aluminium base plates – hole based system with alpha-numeric labelling for easy set-up and recording of fixture positions.
- Fixture towers – ideal for fixturing of large vertical components.
- Soft-touch clamps – non-marking clamps providing the ideal force for holding parts during CMM probing.
- Locating components – rest pads, vee pads for cylindrical parts, pin rests etc.