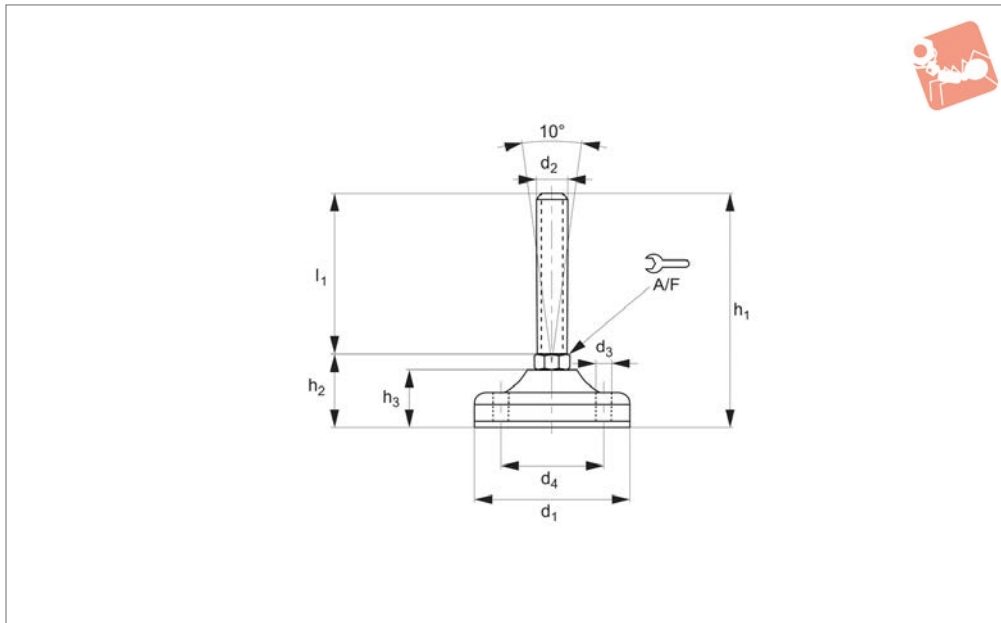




# Plastic Levelling Feet steel stud

## Levelling Feet



**34753**

LEVELLING FEET

### Material

Black plastic base (reinforced with fibre glass), with steel (C40) stud.

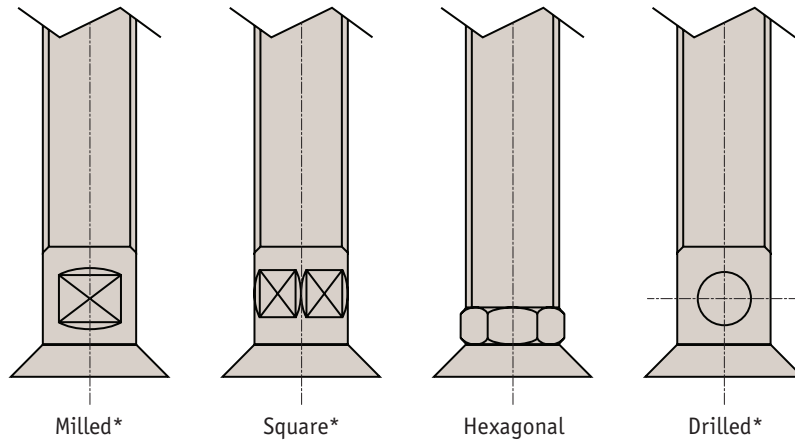
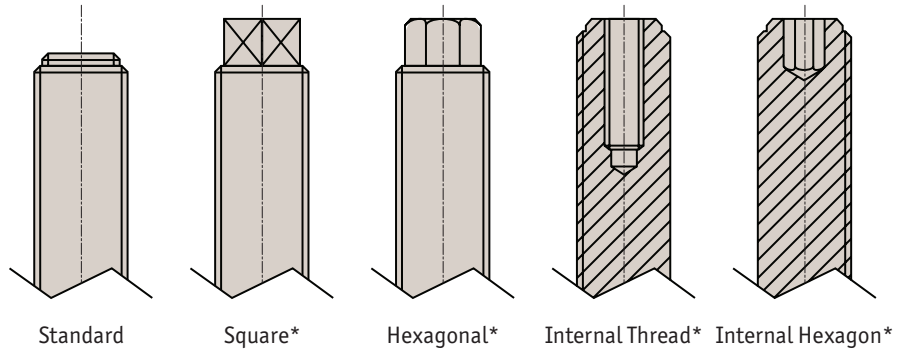
### Technical Notes

Load values refer to static loads, located at half the screw height.

Order No.	d <sub>1</sub>	d <sub>2</sub>	d <sub>3</sub>	d <sub>4</sub>	l	h <sub>1</sub>	h <sub>2</sub>	h <sub>3</sub>	A/F
<b>34753.W1601</b>	83	M16	8.5	56	75	114	39	31	16
<b>34753.W3006</b>	123	M30	12.5	87	250	303	53	40	26



All levelling feet can be produced with the following fixing types:



**Thread versions**

- Metric thread - coarse pitch (standard)
- Metric thread - fine pitch
- Thread gas 55°
- Imperial thread Unc
- Whitworth thread

\* For non-standard threads a minimum order will apply.

Levelling Feet from Automation Components

LEVELLING FEET