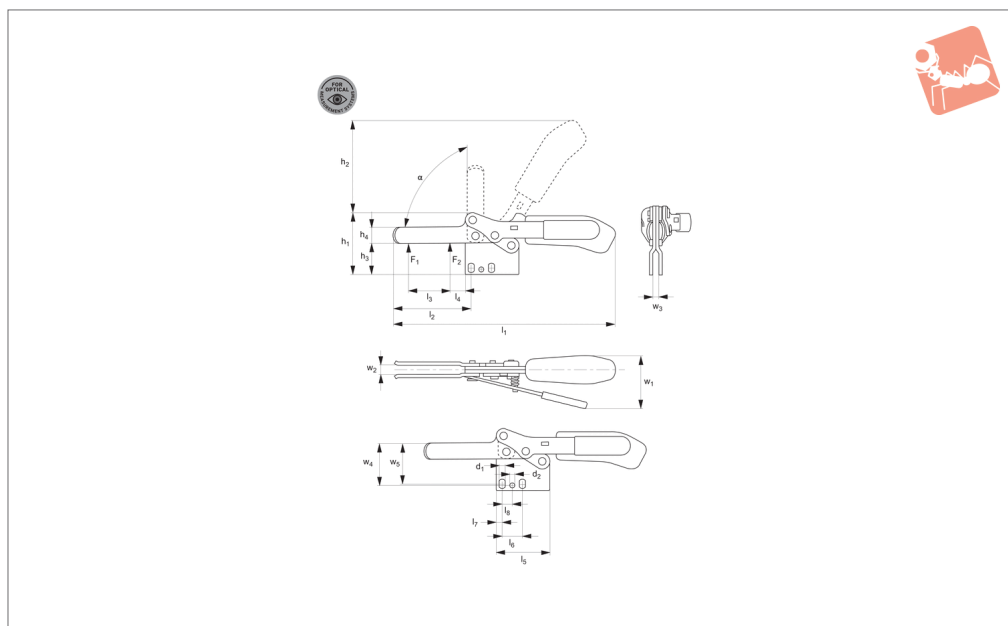




Horizontal Acting Toggle Clamps

black - open arm - vertical base - safety

Optical Measuring Toggle



41064.2

OPTICAL MEASURING TOGGLE CLAMPS

Material

Body: steel, matt black.
Bushes: case hardened and pre-lubricated.
Ergonomic soft feel, oil-resistant handle with large grip area.
Supplied complete with clamping screw (with rubber pad).

Technical Notes

The safety lever holds the clamping arm in

both the clamped and open position. This prevents opening under vibration or accidental movement of the clamping arm during assembly/disassembly of the fixture.

For optical analysis applications.

Tips

Designed specifically for clamping of parts during photometric measurement. Uniform

matt black surface prevents reflection, enabling easy „knocking-out“ of the clamp during optical analysis of a component.

Order No.	Size	F ₁ kN	F ₂ kN	h ₁	h ₂	h ₃	h ₄	l ₁	l ₂	l ₃	l ₄	l ₅	Weight g
41064.W0110	3	1.8	2.5	65	86	34	15	206	73	34.5	16.5	50	350
Order No.	l ₆	l ₇	l ₈	w ₁	w ₂	w ₃	w ₄	w ₅		d ₁	d ₂	α	
41064.W0110	25.7	7	13	8	46.5	6	27	22,5-27,5		6.5	5.1	90°	



Meeting the Needs of Component Clamping During Optical Measurements




The black toggle clamps are especially suited for optical workpiece measurements.


The complete matt-black surface of the clamps prevents reflections. As a result, in the later evaluation of the measurement results on the PC, all un-needed clamp parts can be "knocked out" and only the actual workpiece is visible.

These toggle clamps are blackened using the Vario-Spektrox® process. This offers effective protection against corrosion and film rust formation. In addition, this process is less environmentally damaging.

Component Clamping

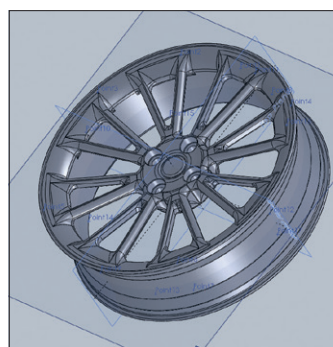


Optical Measurement Process



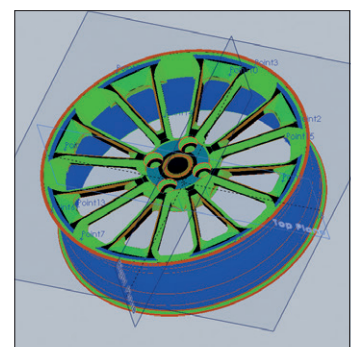
Marking and measuring

For overlaying of several pictures, circular markings are attached to the object. A stripe pattern is projected onto the object surface by a white-light projector and photographed by two cameras from different angles of view.



Evaluation

Within seconds, highly precise 3D coordinates of up to 4 million object points per measurement are calculated. For this, the black parts such as the toggle clamps are "suppressed".



Visualisation

Variances for the CAD are calculated. The 3D coordinates of the measurement points can be measured exactly and visualised in colour.

The complete 3D data set and the comparison results can be exported into common formats for further processing.