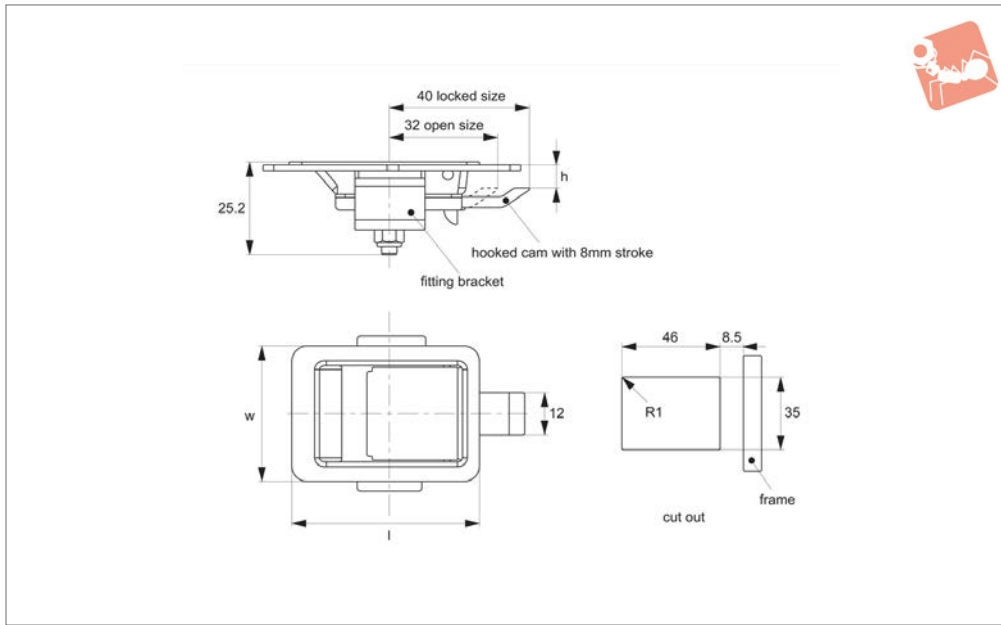




Push To Close Paddle Latches

pull to open - slam action - stainless steel

Paddle Latches



B4752

PADDLE LATCHES

Material

Body and Handle: stainless steel, AISI 304.

Technical Notes

Spring loaded, slam action handle.
Fitting via mounting bracket. Without

secondary lock, for easy access.

Universal left/right. For use inside of cabinet gasket.








Catch plate B4752.AW0310 available as separate order item.





Tips

Fully integrated lock, latch and flush fitting paddle handle, ideal for generators, compressors, electric panels and doors.

Order No.	h	l	w
B4752.AW0010	5	56	42



	Std. Cylinder Lock 40mm Euro Padlockable Insert Driver	Die-Cast Zinc Polyamide Plastic Stainless Steel Aluminium	Body	Locking System	Use	Cam Type
	IP Rating	1-point 2-point 3-point	Inside Gasketing Outside Gasketing	With Projection W/O Projection		
B1450 - Swing Handles - Cam Control - Sliding Cover		✓	✓	✓	✓	✓
Cams: A0203, A0224, A0240 - Keys: Supplied						
B2450 - Swing Handles - Rod Control - Sliding Cover		✓	✓	✓	✓	✓
Cams: N/A - Keys: Supplied						
B4604 - Cam Latch - Concealed T-handle, Vertical		✓	✓	65	✓	
Cams: Supplied - Keys: Padlockable						
B4703 - Push-to-Close Paddle Latch - Pull-to-Open		✓	✓	✓	✓	
Cams: N/A - Keys: Supplied						
B4713 - Push-to-Close Paddle Latch - Pull-to-Open		✓	✓	✓	✓	
Cams: N/A - Keys: Supplied						
B4733 - Push-to-Close Paddle Latch - Pull-to-Open		✓	✓	✓	✓	
Cams: N/A - Keys: Supplied						
B4750 - Push-to-Close Paddle Latch - Pull-to-Open		✓	✓	✓	✓	
Cams: N/A - Keys: Supplied						
B4752 - Push-to-Close Paddle Latch - Pull-to-Open		✓	✓	✓	✓	
Cams: N/A - Keys: Supplied						

	Std. Cylinder Lock 40mm Euro Padlockable Insert Driver	Die-Cast Zinc Polyamide Plastic Stainless Steel Aluminium	Body	Locking System	Use	Cam Type
	IP Rating	1-point 2-point 3-point	Inside Gasketing Outside Gasketing	With Projection W/O Projection		
B4754 - Push-to-Close Paddle Latch - Pull-to-Open		✓	✓	✓	✓	
Cams: N/A - Keys: Supplied						
B4756 - Push-to-Close Paddle Latch - Pull-to-Open		✓	✓	✓	✓	
Cams: N/A - Keys: Supplied						
B4758 - Push-to-Close Paddle Latch - Pull-to-Open		✓	✓	✓	✓	
Cams: N/A - Keys: Supplied						
B4800 - Twist-to-Close Paddle Latch - Snap-On		✓	✓	✓	✓	
Cams: N/A - Keys: Supplied						