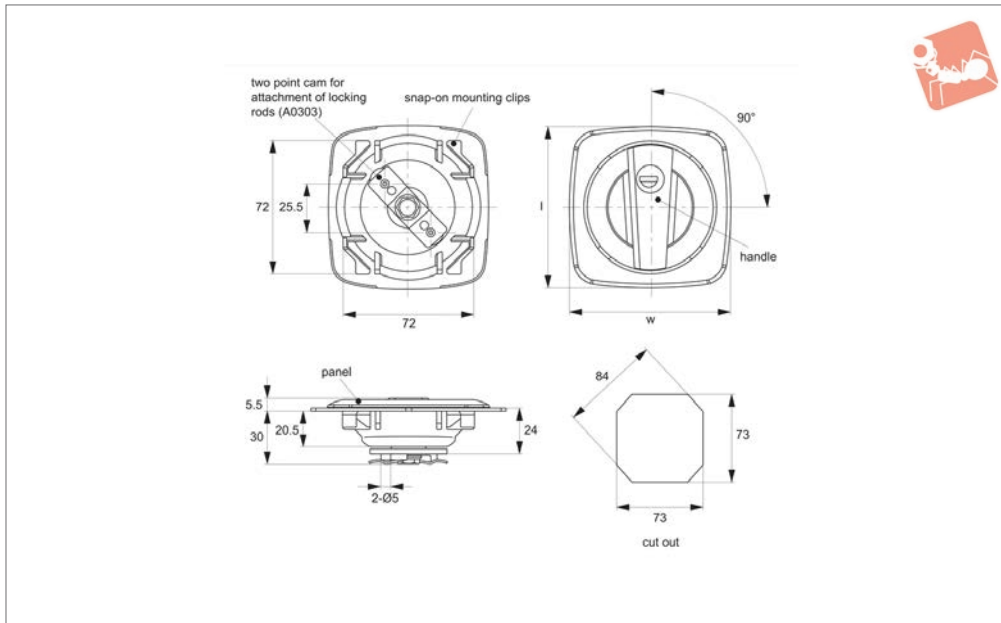




# Twist-to-Close Paddle Latches - Snap-recessed handle - standard cylinder lock - poly-

## Paddle Latches



**B4800**

PADDLE LATCHES

### Material

Body and Handle: Polyamide plastic (PA), black.  
 Cylinder lock: die cast zinc, chrome plated.  
**Supplied with:** Keys: two per lock.









### Technical Notes





Easy snap on fix mounting. Make cut out in panel as shown, and simply push in handle, snap on clips will spring back to securely mount handle.

Attach multi-point latching rods (A0303) to achieve two-point latching of cupboards, cabinets or enclosures. Suitable for panel thickness 1 - 1.5mm.

Order No.	Lock type	Key type	l	w
B4800.AW0010	Std. Cylinder	Keyed Alike	88.5	88.5



	Std. Cylinder Lock 40mm Euro Padlockable Insert Driver	Die-Cast Zinc Polyamide Plastic Stainless Steel Steel Aluminium	Body	IP Rating	Locking System	Use	Cam Type
					1-point 2-point 3-point	Inside Gasketing Outside Gasketing With Projection W/O Projection	
<b>B1450 - Swing Handles - Cam Control - Sliding Cover</b>	 ✓	✓			✓ ✓	✓	✓
Cams: A0203, A0224, A0240 - Keys: Supplied							
<b>B2450 - Swing Handles - Rod Control - Sliding Cover</b>	 ✓	✓			✓ ✓ ✓	✓	✓
Cams: N/A - Keys: Supplied							
<b>B4604 - Cam Latch - Concealed T-handle, Vertical</b>	 ✓			65		✓	
Cams: Supplied - Keys: Padlockable							
<b>B4703 - Push-to-Close Paddle Latch - Pull-to-Open</b>	 ✓		✓		✓	✓	
Cams: N/A - Keys: Supplied							
<b>B4713 - Push-to-Close Paddle Latch - Pull-to-Open</b>	 ✓		✓		✓	✓	
Cams: N/A - Keys: Supplied							
<b>B4733 - Push-to-Close Paddle Latch - Pull-to-Open</b>	 ✓		✓		✓	✓	
Cams: N/A - Keys: Supplied							
<b>B4750 - Push-to-Close Paddle Latch - Pull-to-Open</b>	 ✓		✓		✓	✓	
Cams: N/A - Keys: Supplied							
<b>B4752 - Push-to-Close Paddle Latch - Pull-to-Open</b>	 ✓		✓		✓	✓	
Cams: N/A - Keys: Supplied							

	Std. Cylinder Lock 40mm Euro Padlockable Insert Driver	Die-Cast Zinc Polyamide Plastic Stainless Steel Steel Aluminium	Body	IP Rating	Locking System	Use	Cam Type
					1-point 2-point 3-point	Inside Gasketing Outside Gasketing With Projection W/O Projection	
<b>B4754 - Push-to-Close Paddle Latch - Pull-to-Open</b>	 ✓		✓		✓	✓	
Cams: N/A - Keys: Supplied							
<b>B4756 - Push-to-Close Paddle Latch - Pull-to-Open</b>	 ✓		✓		✓	✓	
Cams: N/A - Keys: Supplied							
<b>B4758 - Push-to-Close Paddle Latch - Pull-to-Open</b>	 ✓		✓		✓ ✓		
Cams: N/A - Keys: Supplied							
<b>B4800 - Twist-to-Close Paddle Latch - Snap-On</b>	 ✓		✓		✓	✓	
Cams: N/A - Keys: Supplied							