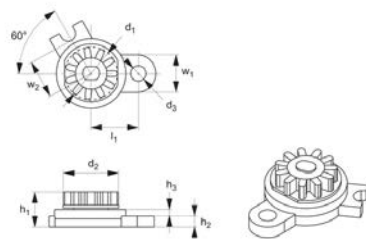


Rotary Dampers

bi-directional - continuous rotation - up to 50gf.cm

Rotary Dampers



Q3028

ROTARY DAMPERS

Material

Polycarbonate (PC), polycetal (POM).

in applications such as loading trays, arm rests and storage compartments. Subject to minimum order quantity.

Tips

Create smooth movement and dampening

Order No.	Type	Torque gf.cm	No. of teeth		Gear module		Pitch circle diameter P.C.D		Pressure angle	
Q3028.AC0050	With gear	15-50	11		0.6		6.6		20°	
Order No.	l_1	d_1	d_2	d_3	h_1	h_2	h_3	w_1	w_2	Angle
Q3028.AC0050	7	7.8	10.2	2.2	5	2.5	1.5	5.0	5.8	60°



Product selection chart





Rotary Dampers

bi or uni-directional continuous rotation

Q3000 - Q3060

Rotary & Torque Dampers

ROTARY DAMPERS

Wixroyd rotary dampers offer controlled opening and closing of lids, drawers, covers and much more, they provide a range of solutions for a variety of applications creating smooth movement and function.

Though unnoticed in many applications, rotary dampers are a vital part of many products bringing quality, safety and durability. Rotary dampers provide quality movement enhancing both touch and feel. Available in unidirectional (single) dampening, or bi-directional (double) version. Also available with or without gears.

Solution for controlled opening and closing motion



Rotary dampers utilise the principle of fluid resistance to reduce the speed of moving parts. The oil viscosity is utilised to provide the "braking force" of the damper. The torque or "braking force" can be adjusted by changing the viscosity of the oil. The advantages of the rotary type dampers are their compact size.

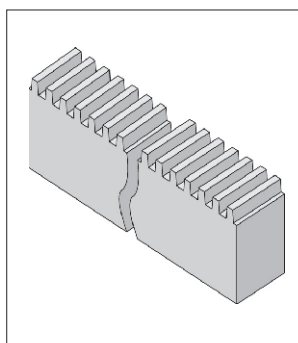
Rotary dampers

- Loading trays for CD, DVD, VCR, MD players.
- Arm rests, ashtrays, center consoles, glove boxes, handles and storage compartments in passenger vehicles.
- Camcorders, cellular phones and small personal devices.

Applications

Rotary dampers utilise the movement of fluid forced from one chamber to another via a rotor. Dampening speed is dependent upon the viscosity of the fluid and the diameter of the fluid aperture.

Through the use of toothed plastic rack no. Q3150, rotary dampers with gears can be used to dampen on a linear plane rather than the normal dampening directly at the shaft.



Part no.	Q3200 to Q3260
Max. speed	50rpm
Max. cycle rate	10 cycles/min
Nominal torque rating	At 20rpm, 23°C (73°F)
Operating temperature	0 to 50°C (32 - 122°F)
Storage temperature	-20 to 60°C (-4 to 140°F)

Operating principle

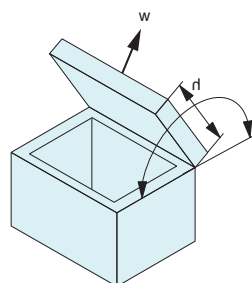
To calculate the torque for your application, the following measurements are necessary.

$$t (\text{torque}) = w \times 0.5 \times h$$

h = length from pivot point to end of lid (cm)

w = weight of the lid (Kg)

Torque force stated per product (see individual product pages), is the maximum torque to which the specified part can be exposed before the dampening force yields and hence dampening is overcome.



Torque calculation

Note

Dampening direction is determined whilst looking directly onto the output shaft.

Important

Avoid side loading of the disk damper output shaft in order to maximise effectiveness.

Important note: Once calculation has been made choose a disk damper from our range which can accommodate the newly calculated torque of the application. Use the damper closing speed graphs opposite to confirm that the rpm given at the corresponding torque value matches the desired lid closing speed. If the desired rpm is beyond the capacity of the selected damper, then select another damper with a higher torque rating and re-test. If the rpm is too slow select another damper with a lower torque rating and re-test.