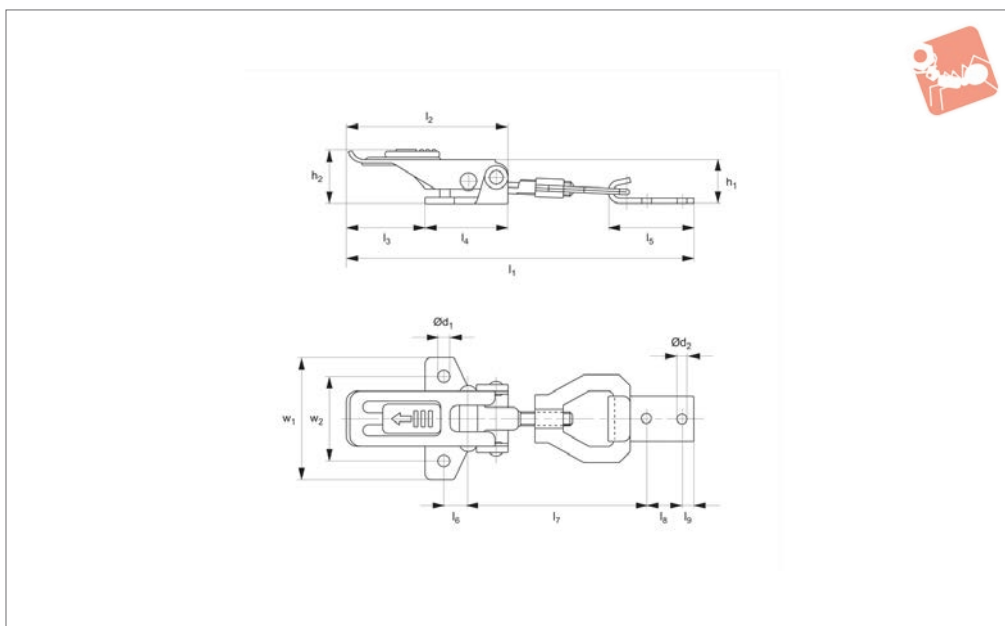




Toggle Latches

adjustable with secondary lock, **stainless steel**

Draw Latches



J0540

DRAW LATCHES

Material

Steel, Fe P02 + P12, UNI5866, zinc plated.
Or stainless steel AISI 304, UNI x5crNi.


Technical Notes

Supplied with counter strike.
Draw length adjustable through turns of

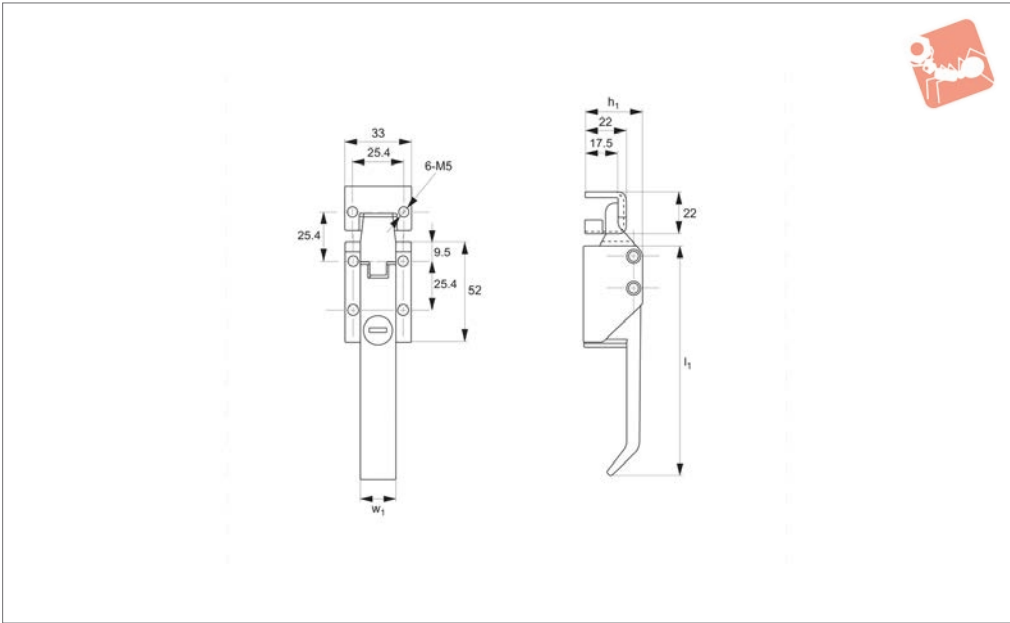
threaded draw rod, giving 12mm length of adjustment.

Order No.	Finish	l_1	w_1	h_1	$\varnothing d_1$	$\varnothing d_2$	h_2	l_2	l_3	Weight g
J0540.AC0001	Nickel plated steel	138 to 150	52	18	5.2	4.1	22	67.5	33	105
J0540.AC0030	Stainless steel	138 to 150	52	18	5.2	4.1	22	67.5	33	105

Order No.	l_4	l_5	l_6	l_7	l_8	l_9	w_2	w_3	Load N max.	Tension N max.
J0540.AC0001	35	36	10	68 to 80	15	5	36	19	1100	2500
J0540.AC0030	35	36	10	68 to 80	15	5	36	19	1100	2500



J0660




Material

Housing, Handle and Strike: die cast zinc,
black powder coated.

Pins: stainless steel.
Supplied with: Keys and counter strike.
Not supplied: Fixing screws.

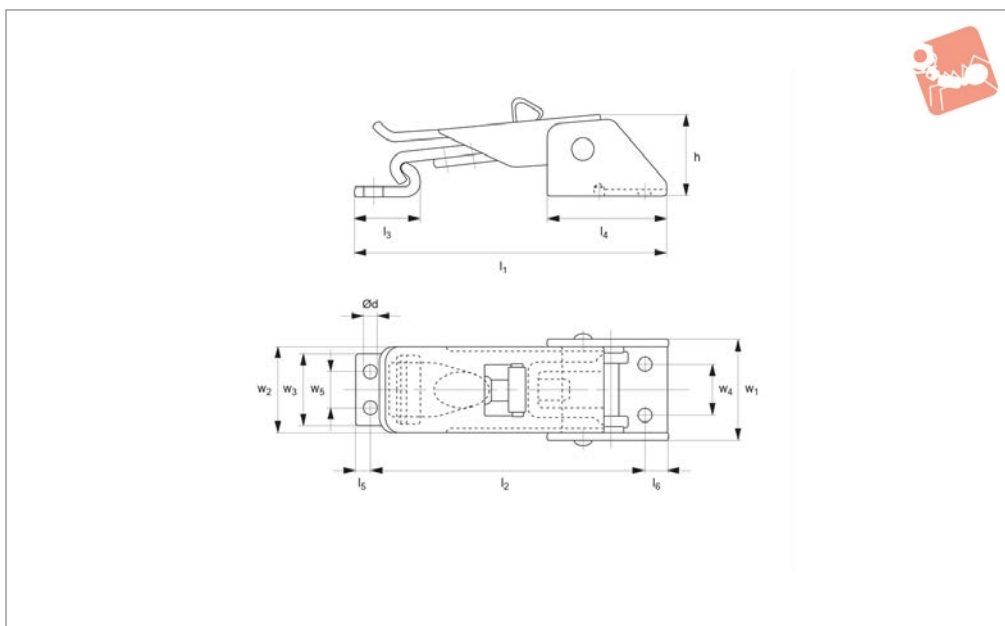
Order No.	Type	l_1	w	h_1
J0660.AW0010	With Lock	127	18	31.5
J0660.AW0020	Blank - W/o Lock	127	18	31.5



Toggle Latches

adjustable with secondary lock

Draw Latches



J0582

DRAW LATCHES

Material

Steel, Fe P02 + P12, UNI5866, zinc plated.

Draw length adjustable through turns of threaded draw rod, giving 12mm length of adjustment.

Technical Notes

Supplied with counter strike.

Order No.	Finish	l_1	h	w_1	$\varnothing d$	l_2	l_3	l_4	Weight g
J0582.AC0004	Zinc Plated Steel	82-94	22	27	3.6	72 to 84	17.5	33	90
Order No.	l_5	l_6	w_2	w_3	w_4	w_5	Load N max.	Tension N max.	
J0582.AC0004	4	6	24	19	14	10	1000	2000	